


**HASTINGS HIGH
SCHOOL TRAP AND
SKEET TEAM TEAM APP**

- New this year we have our own team app! We are going to utilize this app to reduce emails and ensure that important updates get out to the team in a timely manner.
- Both youth and their parents can join this app to receive updates.


STEP 1:

- This app works for both iOS and Android systems.
- Go to your App Store or Google Play and search “Team App.”
- The app is free and the icon is green and white, with a “T” in a shield.



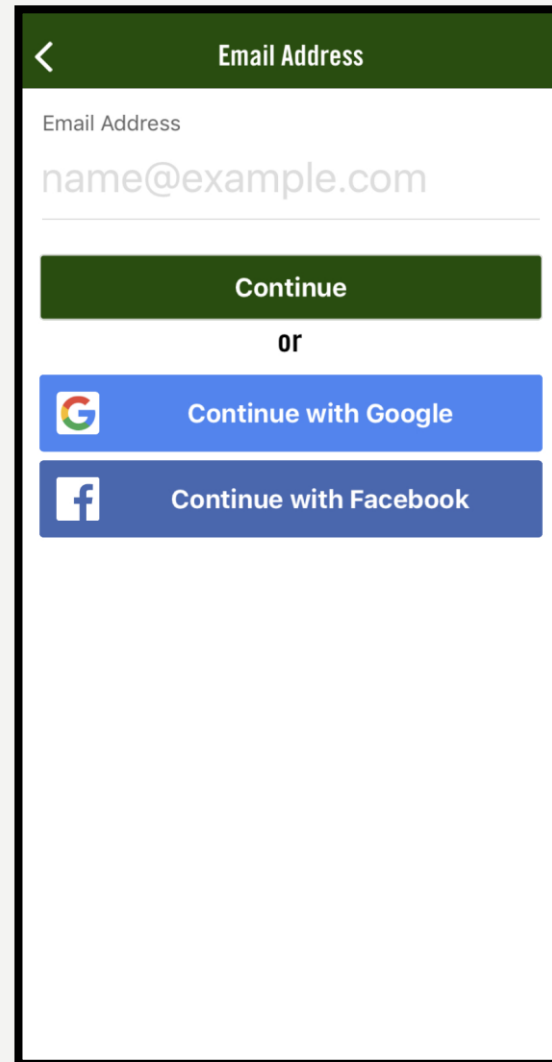
STEP 2:

- After downloading the app, click on “Log In or Sign Up.”




STEP 3:

- Enter an email address or click either the Google or Facebook option.



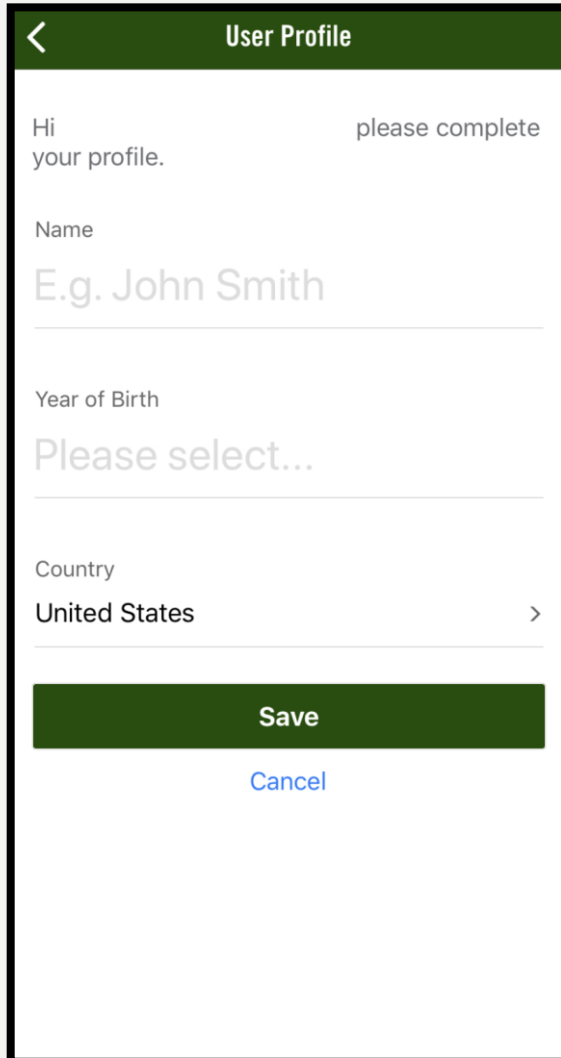
STEP 4:

- Follow the prompts for whatever option you choose. This tutorial is for the email option.



STEP 5:

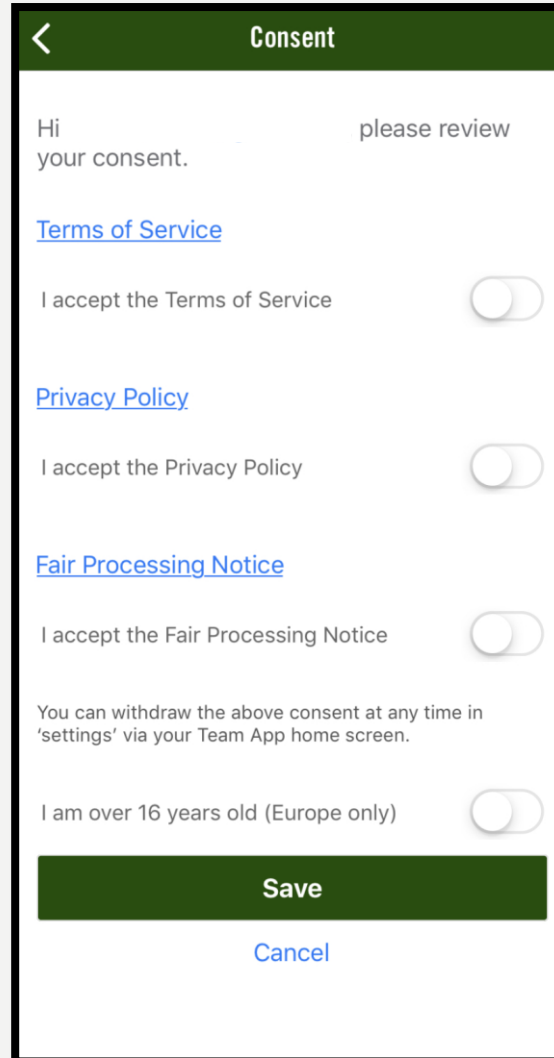
- Fill out the profile questions and save them.



The 'User Profile' screen has a green header with a back arrow and the title 'User Profile'. The main content area is white and contains the text 'Hi your profile.' on the left and 'please complete' on the right. There are three input fields: 'Name' with the placeholder 'E.g. John Smith', 'Year of Birth' with the placeholder 'Please select...', and 'Country' with 'United States' and a right arrow. At the bottom, there is a green 'Save' button and a blue 'Cancel' link.

STEP 6:

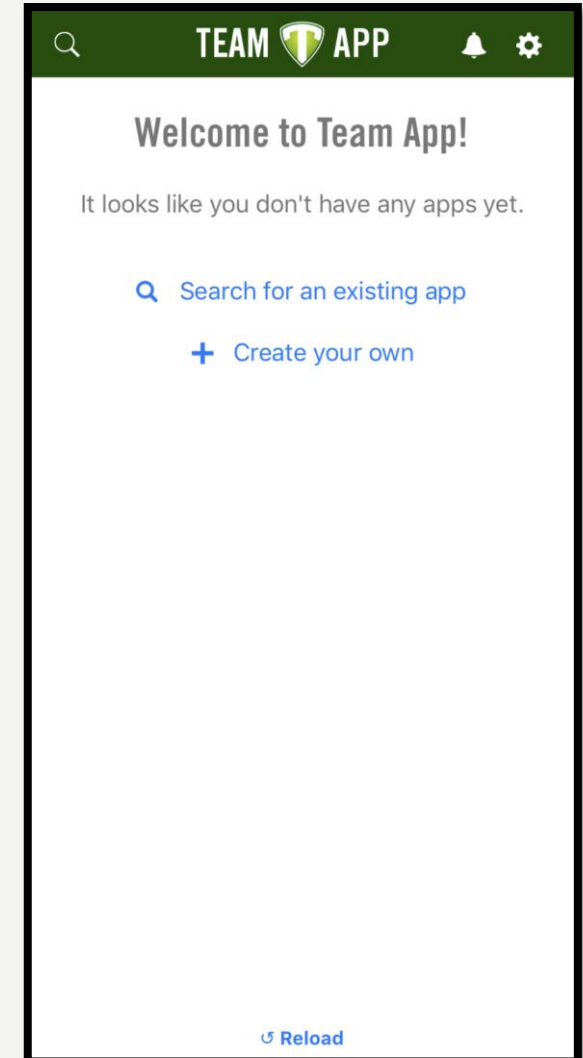
- Agree to the terms of service, privacy policy, and fair processing notice.



The 'Consent' screen has a green header with a back arrow and the title 'Consent'. The main content area is white and contains the text 'Hi your consent.' on the left and 'please review' on the right. There are three sections, each with a blue link and a toggle switch: 'Terms of Service' (I accept the Terms of Service), 'Privacy Policy' (I accept the Privacy Policy), and 'Fair Processing Notice' (I accept the Fair Processing Notice). Below these is a paragraph: 'You can withdraw the above consent at any time in 'settings' via your Team App home screen.' At the bottom, there is a green 'Save' button and a blue 'Cancel' link.

STEP 7:

- Click on “Search for an existing app”



The 'Welcome to Team App!' screen has a green header with a search icon, the title 'TEAM APP', a bell icon, and a gear icon. The main content area is white and contains the text 'Welcome to Team App!' and 'It looks like you don't have any apps yet.' Below this are two blue links: 'Search for an existing app' and 'Create your own'. At the bottom, there is a blue 'Reload' link.

STEP 8:

- Search for Hastings Raiders Trap Team and select the first option.




STEP 9:

- Tap on the banner at the top of the screen where it says become a member.



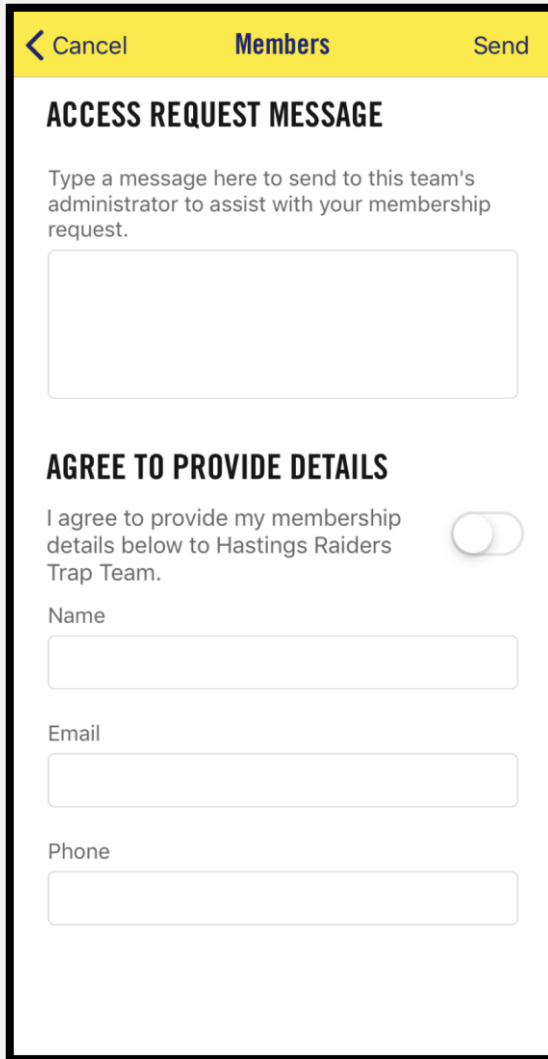
STEP 10:

- Select the members group.



STEP 11:

- Type something in the message box and agree to provide details. Then send the request.



Members

[Cancel](#) [Send](#)

ACCESS REQUEST MESSAGE

Type a message here to send to this team's administrator to assist with your membership request.

AGREE TO PROVIDE DETAILS

I agree to provide my membership details below to Hastings Raiders Trap Team. ☐


Name

Email

Phone


STEP 12:

- Once one of the Coaches has approved your membership you will receive a notification.



Notifications [Settings](#)

[Mark all as read](#)


NEW  **Your access request to Members has been approved**
19 Jan | by Rachel Stancer-Prokop
Hastings Raiders Trap Team » Access Request

[10 off your first order](#)
FREE 2-hour delivery with Prime Now
Restrictions apply

[WHOLE FOODS MARKET](#) Shop now


STEP 13:

- Once approved, your home screen in the app will look like this. Click the logo.



TEAM APP [Search](#) [Notifications](#) [Settings](#)


Memberships

 [Create a new app](#)

[Reload](#)

STEP 14:

- The home screen of the app will look as follows. The best way to learn this app is to explore!



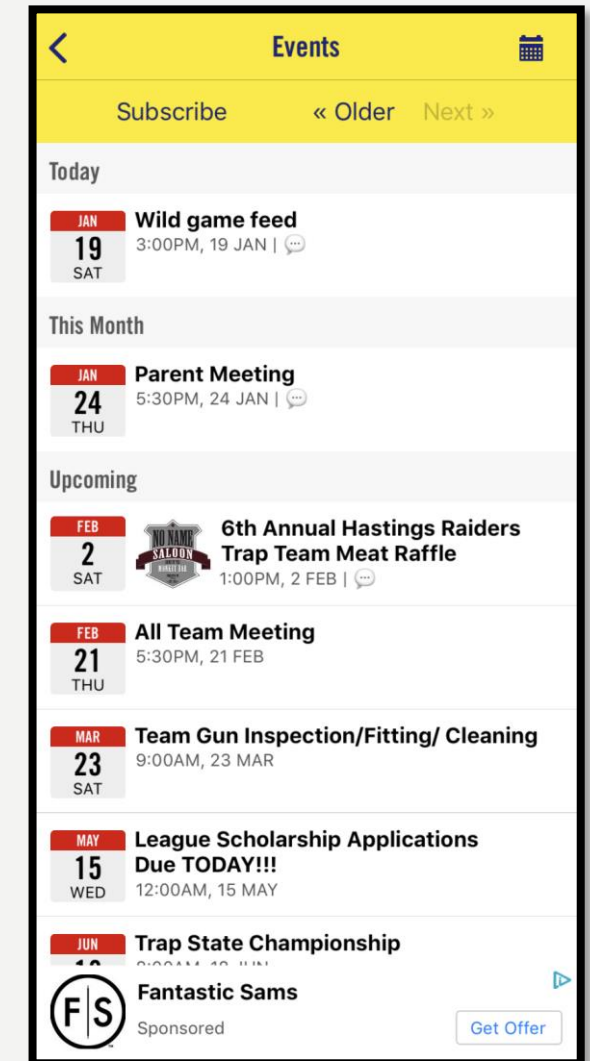
NEWS:

- This area will be used to send out important notifications about practice.



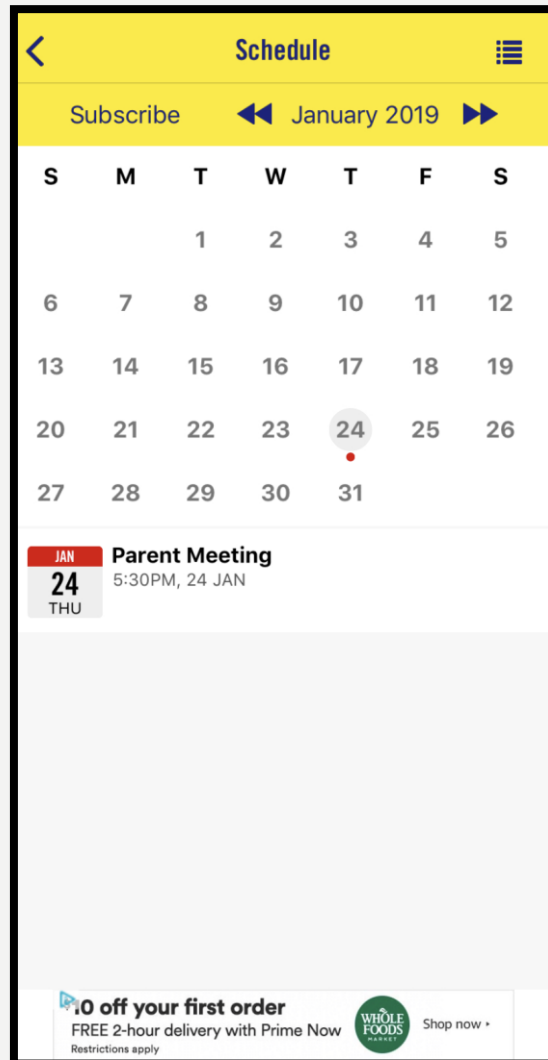
EVENTS:

- This area will list out all the important events we have throughout the year.



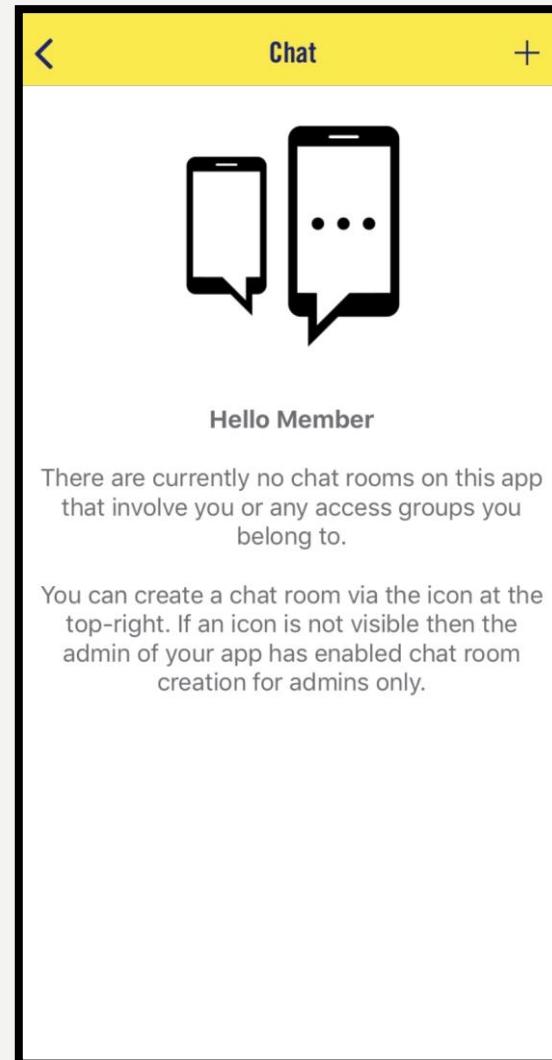
SCHEDULE:

- This is where all practice, meetings, tournaments, and events are posted.
**Subscribe to this!!



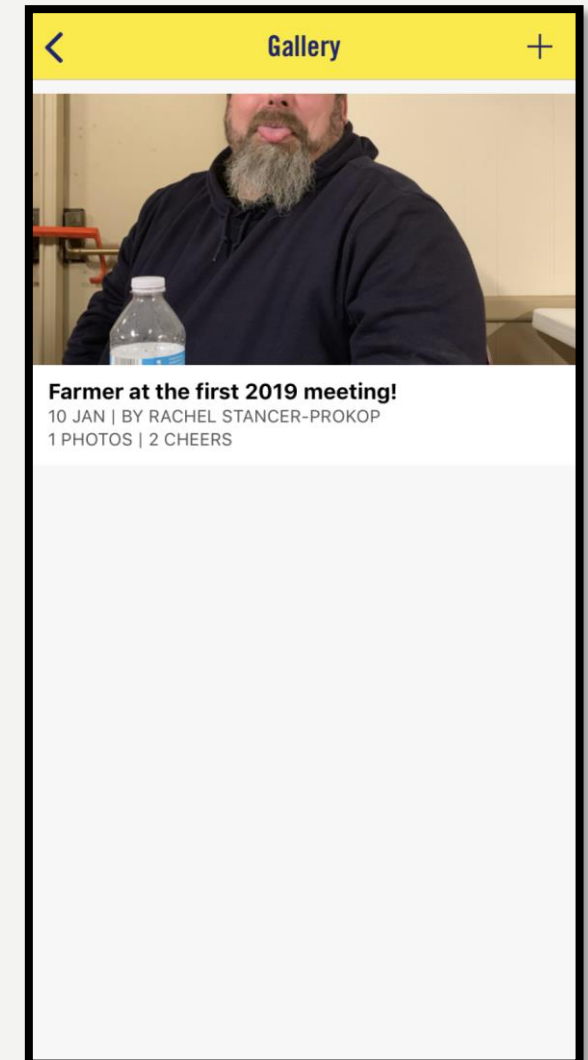
CHAT:

- This feature can be utilized by any member of the team to reach out to other members.




GALLERY:

- This also can be utilized by everyone. Please upload any pictures taken throughout the season!



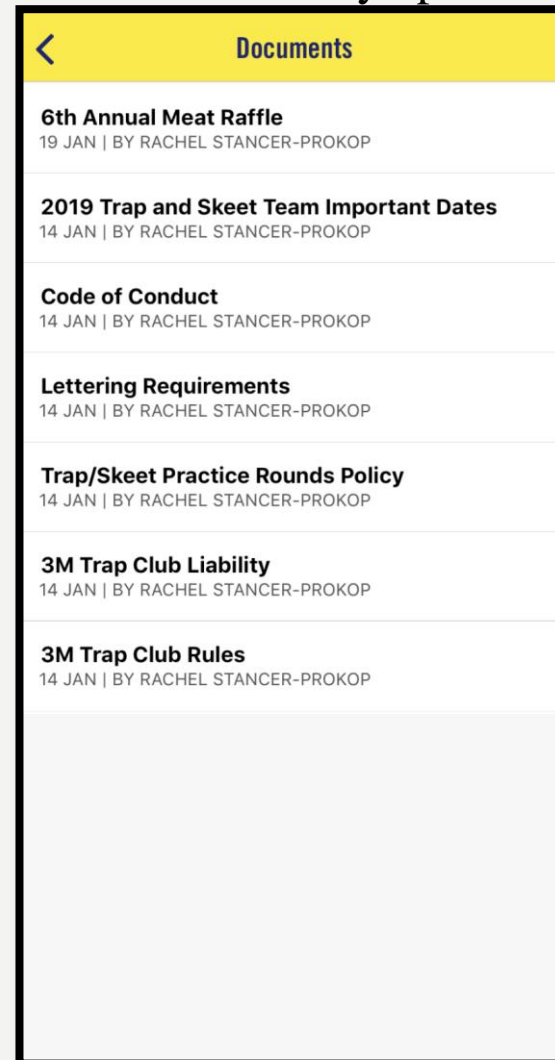
SOCIAL MEDIA:

- Here you will find links to the teams social media. It will be updated as the season continues to include other media links.



DOCUMENTS:

- Here you will find important documents regarding the team, 3M, or tournaments. This will also be continuously updated.



MSHSL WEBSITE:

- This is where you can access the state league website. Most questions regarding the league can be answered here.



**IF YOU HAVE ANY QUESTIONS WITH THE APP
PLEASE REACH OUT TO EARL ROBINSON, JEREMY
ROTHER, OR RACHEL STANCER-PROKOP.**

**THIS POWERPOINT WILL BE POSTED TO THE
WEBSITE IF YOU HAVE ANY ISSUES.**

**NOTE THAT THE APP MAY CHANGE THROUGHOUT
THE SEASON AS WE ADD MORE FEATURES. PLEASE
BE PATIENT AS WE ALL LEARN OUR APP!**